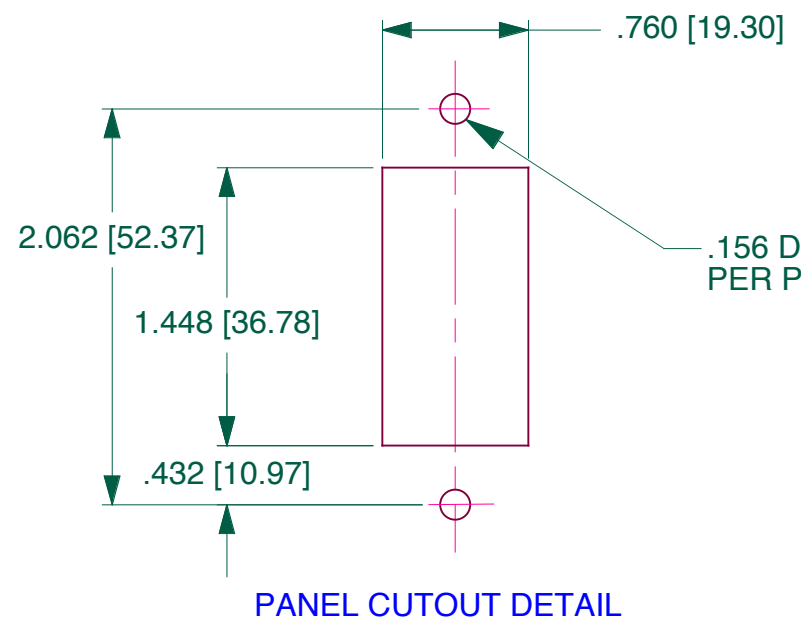
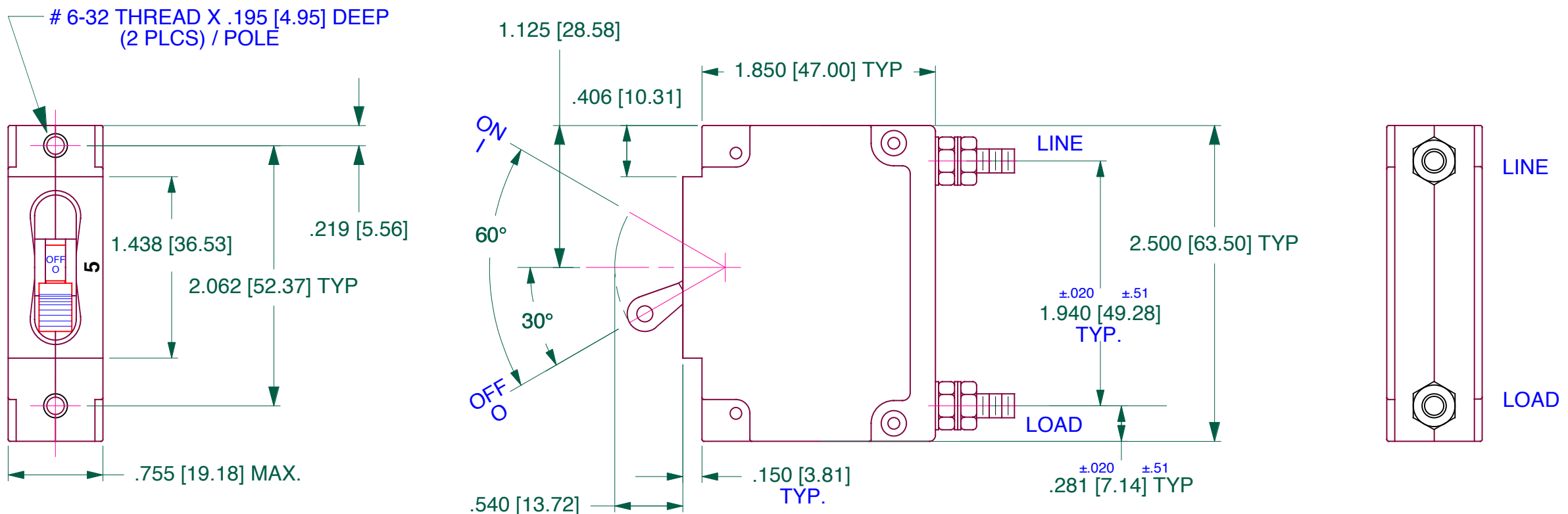


REVISIONS

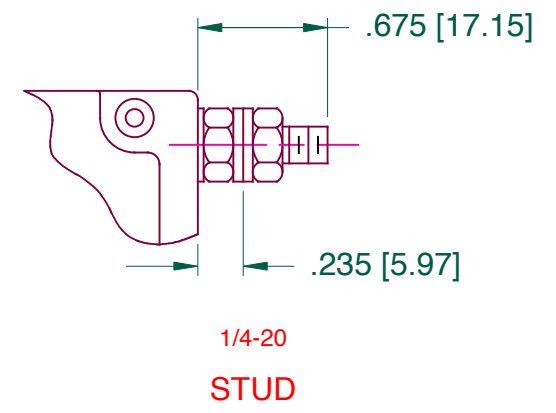
REV	DESCRIPTION	DATE



LABEL INFORMATION:

FL. AMPS
MAX VOLTS
DELAY
CIRCUIT:
TRIP AMPS

5
150VDC, 120 VAC
36 (LONG)
B0 (SERIES)
6.25



MATERIAL

FINISH

DRAWING INTERPRETATIONS

PROJECTIONS	DIMENSIONS
	INCHES MILLIMETERS

UNSPECIFIED TOLERANCES
DECIMALS ±.020 (±.510 mm); ANGULAR ±1°

DRAWN BY: MM 4-17-13	CHECKED BY:	SCALE
APPROVED BY:	DATE APPROVED	

DO NOT SCALE DRAWING

TITLE

"C" SERIES
CIRCUIT BREAKER

CARLINGSWITCH, INC.
CIRCUIT BREAKER DIVISION
PLAINVILLE, CT

CONTROL SYMBOLS		TOOL NO.	REV
	CRITICAL		
	MAJOR	REFERENCE NO.	
		SHEET OF	

SIZE	DRAWING NO.	REV
B	CA1-X0-17-767-321-L	01
SHEET 1 OF 1		