

Absorbant Glass Mat (AGM) technology for superior performance. Valve regulated, spill proof construction allows safe operation in any position. Approved for transport by air. D.O.T., I.A.T.A., F.A.A. and C.A.B. certified. U.L. recognized under file number MH 20567.

Specification

Nominal Voltage	12 volts		
Nominal Capacity	77° F (25° C)		
20-hr. (0.40A)	8.00 Ah		
10-hr. (0.74A)	7.44 Ah		
5-hr. (1.36A)	6.80 Ah		
1-hr. (4.80A)	4.80 Ah		
Approximate Weight	4.96 lbs (2.25 kgs)		
Internal Resistance (approx.)	23mΩ		
Shelf Life (% of normal capacity at 68° F (20° C))			
3 Months	6 Months	12 Months	
91%	83%	64%	
Temperature Dependency of Capacity	(20 hour rate)		
104° F (40°C)	77° F (25°C)	32° F (0°C)	5° F (-15°C)
102%	100%	85%	65%
AGM Operational Temperature			
Charge	32°F to 104°F (0°C to 40°C)		
Discharge	5°F to 113°F (-15°C to 45°C)		
AGM Storage Temperature	5°F to 104°F (-15°C to 40°C)		



Due to continuous improvements to our products, product may vary slightly from depiction.

Charge Method (Constant Voltage)

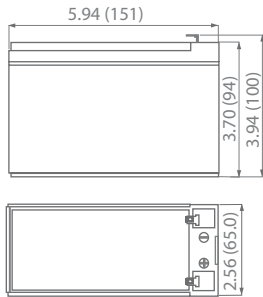
Cycle Use (Repeating Use)

Initial Current	2.4 A or smaller
Control Voltage	14.6 - 14.8 V

Float Use

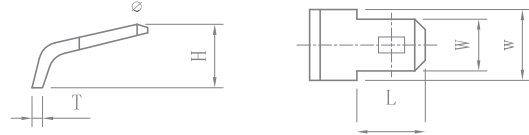
Control Voltage	13.6 - 13.8 V
-----------------	---------------

Physical Dimensions: in (mm)



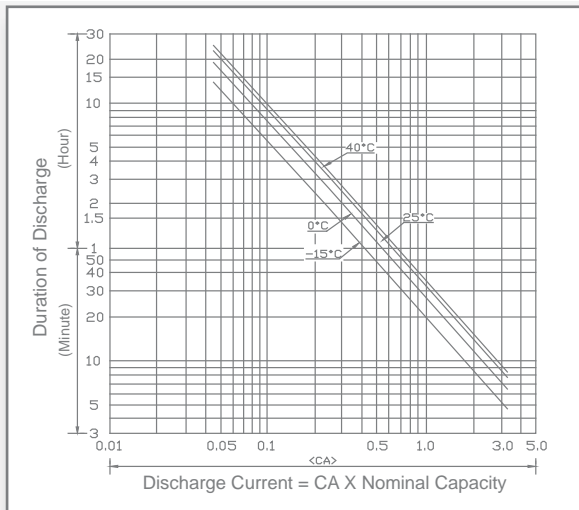
L: 5.94in (151 mm)
W: 2.56in (65.0 mm)
H: 3.70in (94.0 mm)
TH: 3.94in (100. mm)
 Tolerances are +/- 0.04 in. (+/- 1mm) and +/- 0.08 in. (+/- 2mm) for height dimensions. All data subject to change without notice.

Terminals

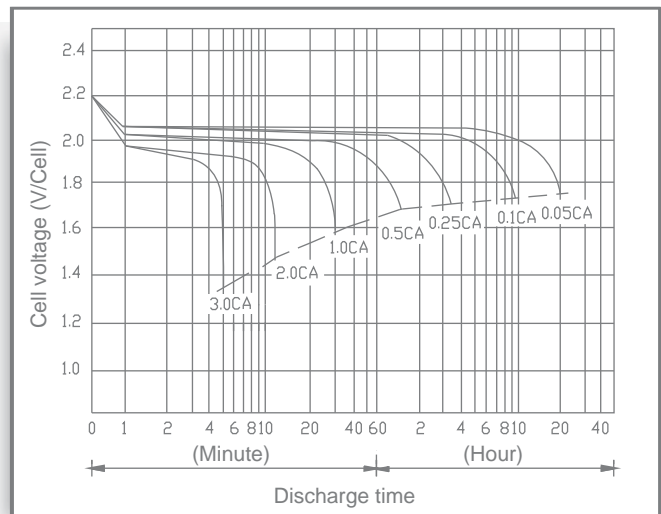


Dimension Type	L	W	w	H	T
F1	6.50	4.75	6.00	5.00	0.80

Discharge Time vs. Discharge Current



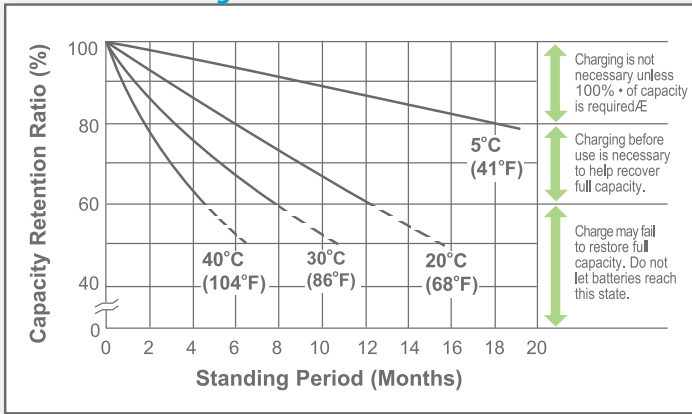
Discharge Characteristics



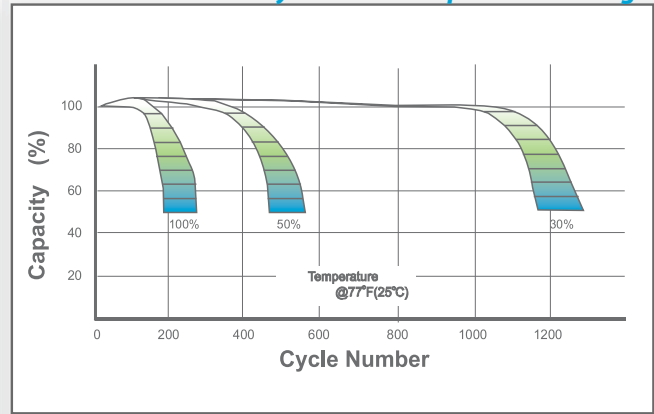
UB1280

Maintenance-Free

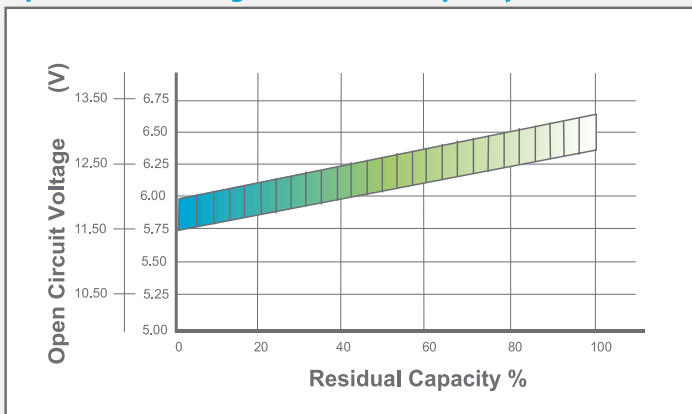
Shelf Life & Storage



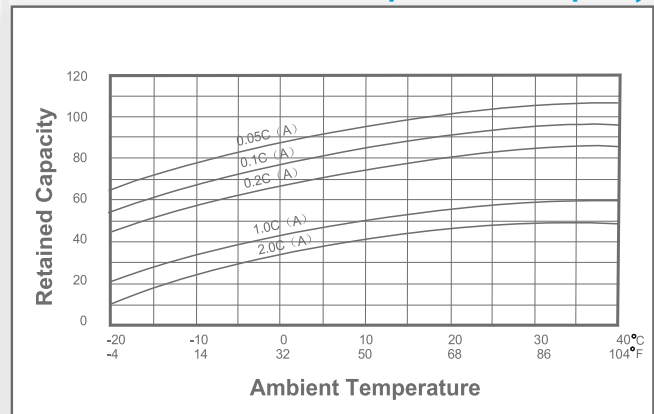
Cycle Life vs Depth of Discharge



Open Circuit Voltage vs Residual Capacity



Effect of Temperature on Capacity



Charge Current & Final Discharge Voltage

Application	Charge Voltage(V/Cell)			Max.Charge Current	Final Discharge Voltage V/Cell	1.75	1.70	1.60	1.30
	Temperature	Set Point	Allowable Range						
Cycle Use	25°C(77°F)	2.45	2.40~2.50	0.30C	Discharge Current(A)	0.2C>(A)	0.2C<(A)<0.5C	0.5C<(A)<1.0C	(A)>1.0C
Standby	25°C(77°F)	2.28	2.27~2.30						



Let UPG Power Your Life.

www.upgi.com